



CARGO MANIFEST XML MESSAGE USER GUIDE VERSION 1.2



ASYCUDA NATIONAL
PROJECT TEAM

Table of Contents

INTRODUCTION.....	3
ASYCUDA WORLD XML MANIFEST AND DEGROUPE MESSAGE FORMAT.....	3
GENERAL DESCRIPTION	3
MANIFEST DATA STREAM	4
MANIFEST DATA STREAM TAG DESCRIPTION	6
SPECIAL CONSIDERATIONS	12
COLOADER DATA STREAM	13
COLOADER DATA STREAM TAG DESCRIPTION	13
SPECIAL CONSIDERATIONS	14
DEGROUPE DATA STREAM	14
DEGROUPE DATA STREAM TAG DESCRIPTION	15
SPECIAL CONSIDERATIONS	16
ANNEX.....	17

INTRODUCTION

The United Nations Conference on Trade and Development (UNCTAD) as part of its ASYCUDA Programme has developed applications, which allows for the Electronic Data Interchange (EDI) between Customs Operations and the trading community.

The present document will explain how trade operators can submit data electronically related to a cargo manifest in XML¹ format. The latter covers the complete manifest including cargo details of each transport document and the Degroupage system.

ASYCUDA WORLD XML MANIFEST AND DEGROUPE MESSAGE FORMAT

GENERAL DESCRIPTION

The ASYCUDA WORLD module ASYFCI (ASYCUDA's Fast Cargo Integration) is the client application used by the system to integrate the cargo manifest and the degroupage (break down of consolidated cargo). Any carrier that has its own application or system to process a manifest and the degroupage will not be required to key in again all the information, carriers will only need to extract data from their systems and transform into an XML message.

¹ XML: Extensible Markup Language

MANIFEST DATA STREAM

The structure of the XML message, named as the Asycuda World Manifest Data Stream (AWMDS), consists of two big data segments as shown in figure 1:

- The General Segment of the manifest <General_segment >
- Detailed data for each transport document <Bol_segment>

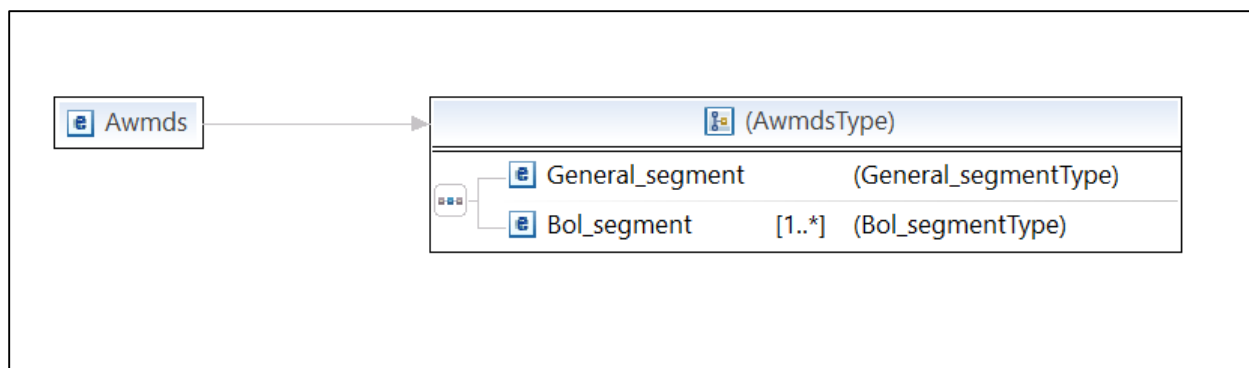


Figure 1 AWMDS MAIN SEGMENTS

Figure 2 expands both the **General_segment** and the **Bol_segment**.

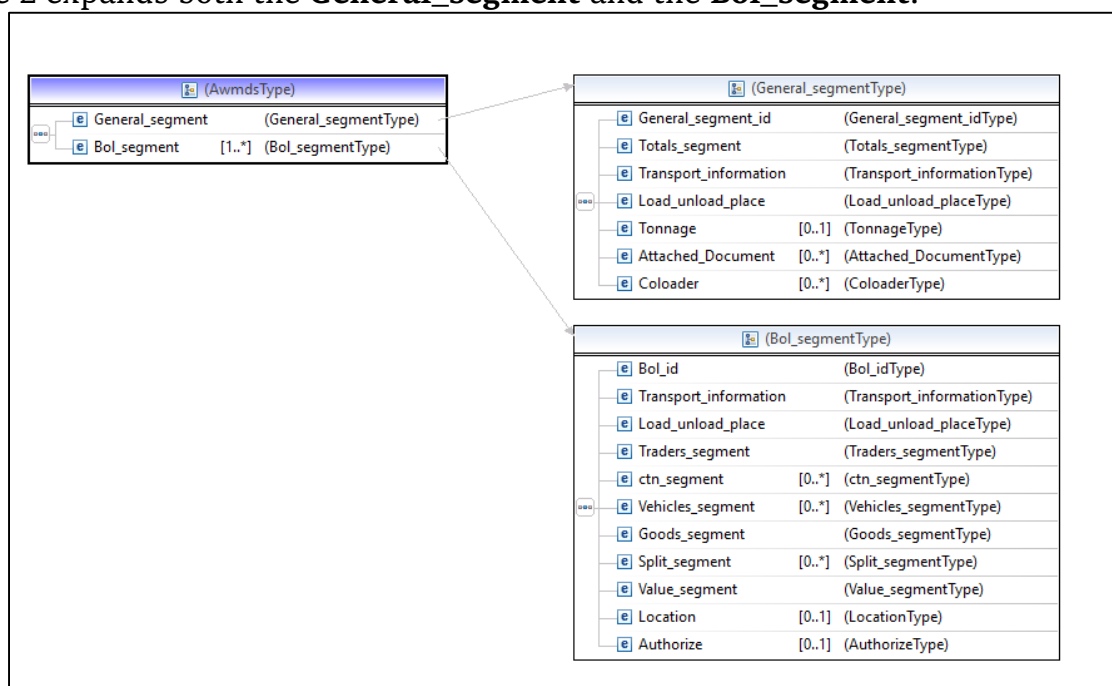


Figure 2 GENERAL SEGMENT and BOL SEGMENT

The General Segment is composed by the following sub segments (see [ANNEX](#)):

1. Manifest identification <General_segment_id>
2. Summary of different quantities included in the manifest <Totals_segment>
3. Manifest transport information <Transport_information>. This tag also contains the carrier details information sub segment <Carrier>.

4. Information about the place/Port of departure and destination at the manifest level <Load_unload_place>
5. Measure of the cargo-carrying capacity of a ship <Tonnage>
6. Detailed data for each attached document <Attached_Document> (optional)
7. CO-Loaders list <Coloader> (optional)

The Bill of Lading Segment is composed as follows (see [ANNEX](#)):

1. Bill of Lading identification <Bol_id>
2. Transport information <Transport_information>. Optional, if cargo does not belong to the same carrier identified in the general segment of the manifest. This applies only to co-loader carriers.
3. Information about the Place/Port of departure and Destination at the bill of lading level <Load_unload_place>
4. Traders' information <Traders_segment>. This sub segment also is divided in another 3 sub segments:
 - a. Exporter information <Exporter>
 - b. Notify information <Notify>
 - c. Consignee information <Consignee>
5. Detailed data for each container <ctn_segment>
6. Detailed data for each vehicle <Vehicles_segment>
7. Goods description <Goods segment>.
8. Export declaration segment <Sad_export>
9. Detailed data for each splitting <Split_segment>
10. Detailed data containing the bill of lading valuation tags <Value_segment>. This sub segment also is composed by another 4 sub segments:
 - a. Freight information <Freight_segment> now called <Freight_cost>
 - b. Customs valuation information <Customs_segment>
 - c. Insurance information <Insurance_segment>
 - d. Transport valuation information <Transport_segment>.
11. Location information <Location>
12. Segment <Authorize>. Contains the company code who is responsible to break down (Master Waybill) or split (House Waybill) the current Waybill.

The AWMDS message must have information about only one manifest and can accept a large number of bills of lading.

The following attached files are part of this document:

- **Awmds.xsd** → This is the schema file to validate manifest xml files (Awmds element). It is also built-in the ASYFCI module.

You can also have attached to this documentation xml manifest files as examples. This files show different types of manifests.

MANIFEST DATA STREAM TAG DESCRIPTION

The tables in this section provide information about each Tag required for the AWMDS XML message, including the format, their use (Optional or Mandatory), and tag name.

The format specified for each tag can be one of the following types:

Format	Definition	Examples
INT	Integer number up to 18 digits	1 8758943
N#	Decimal number up to 18 digits including decimal places and point. The number (#) sign should be replaced with the actual length required.	N5 =>10.00 N5 =>4789 N8 =>556.259
AN#	Alphanumeric string.	AN1 =>C AN35 =>JOHN DOE
DATE	Date format yyyy-MM-dd (year-month-day)	2007-12-31
TIME	Time format hh:mm:ss	12:30:00
BOOLEAN	Truth value. Allowed values: <ul style="list-style-type: none"> “true” or “1” “false” or “0” 	“true” or “1” “false” or “0”

General_segment

SEGMENT: < General_segment_id >			
TAG NAME	FORMAT	USE	DESCRIPTION
< Customs_office_code >	AN5	Mandatory	Customs office code where manifest will be submitted
<Voyage_number>	AN17	Mandatory	Voyage or flight number assigned by the carrier (upper case)
<Date_of_departure>	DATE	Mandatory	Departure or sailing date
<Date_of_arrival>	DATE	Optional	Arrival date
<Time_of_arrival>	TIME	Optional	Arrival time
<Date_of_last_discharge>	DATE	Optional	Date when last piece of cargo is discharged from vessel or aircraft

SEGMENT: < Totals_segment >			
TAG NAME	FORMAT	USE	DESCRIPTION
<Total_number_of_bols>	INT	Mandatory	Total number of transport documents (Bill of Lading, Airway Bill, etc.)
<Total_number_of_packages>	N18	Mandatory	Number of packages for this manifest. Total piece count of goods being transported
<Total_number_of_containers>	INT	Mandatory	Total number of containers described in this manifest
<Total_number_of_vehicles>	INT	Mandatory	Total number of containers described in this manifest

<Total_gross_mass>	N18	Mandatory	Total gross mass (KG) for this manifest
--------------------	-----	-----------	---

SEGMENT: < Transport_information >			
TAG NAME	FORMAT	USE	DESCRIPTION
<Mode_of_transport_code>	AN3	Mandatory	Mode of transportation (1=Sea; 2=Rail; 3=Road; 4=Air; 5=Postal; 6=Multimodal; 7=Fixed; 8=Inland waterways; 9=Unknown)
<Identity_of_transporter>	AN27	Optional	Transport unit name (e.g. Vessel or Aircraft name)
<Nationality_of_transporter_code>	AN3	Mandatory	Transport unit nationality code (ISO 2-Alpha country code)
<Place_of_transporter>	AN35	Optional	Cargo carrier name (SCAC/IATA)
<Registration_number_of_transport_code>	AN35	Optional	IMO/IATA registration reference
<Date_of_registration>	DATE	Optional	IMO/IATA registration date (if available)
<Master_information>	AN70	Optional	Master/Captain name

SEGMENT: < Transport_information > < Carrier >			
TAG NAME	FORMAT	USE	DESCRIPTION
<Carrier_code>	AN17	Mandatory	Carrier code assigned by Customs
<Carrier_name>	AN35	Optional	Carrier name
<Carrier_address>	AN140	Optional	Carrier address

SEGMENT: < Transport_information > < Shipping_Agent >			
TAG NAME	FORMAT	USE	DESCRIPTION
<Shipping_Agent_code>	AN17	Mandatory	Shipping agent code assigned by Customs
<Shipping_Agent_name>	AN70	Optional	Shipping agent name

SEGMENT: < Load_unload_place >			
TAG NAME	FORMAT	USE	DESCRIPTION
<Place_of_departure_code>	AN5	Mandatory	Place/Port of departure code where voyage started (UN/LOCODE)
<Place_of_destination_code>	AN5	Mandatory	Place/Port of destination code where goods are off-loaded (UN/LOCODE)
<Port_of_last_call_code>	AN5	Mandatory	Place/Port from whence arrived. (UN/LOCODE)

SEGMENT: < Tonnage >			
TAG NAME	FORMAT	USE	DESCRIPTION
<Tonnage_net_weight>	N18	Optional	Net weight of the ship
<Tonnage_gross_weight>	N18	Optional	Gross weight of the ship

SEGMENT: <Attached_Document> ** If required			
TAG NAME	FORMAT	USE	DESCRIPTION
<Attached_document_code>	AN4	Mandatory	Attached document code registered by Customs

<Attached_document_filename>	AN255	Mandatory	File name to be attached, min 5 char.
<Attached_document_content>	xs:base64 binary	Mandatory	Represents Base64-encoded arbitrary binary data defined in [RFC 2045]

SEGMENT: <Coloader> ** If required			
TAG NAME	FORMAT	USE	DESCRIPTION
<Coloader_code>	AN17	Mandatory	Carrier code assigned by Customs
<Coloader_name>	AN35	Optional	Carrier name

Bol_segment

SEGMENT: < Bol_id >			
TAG NAME	FORMAT	USE	DESCRIPTION
<Bol_reference>	AN17	Mandatory	Transport document reference number (Bill of Lading no., Airway bill no.)
<Line_number>	INT	Mandatory	Transport document sequence line number
<Bol_nature>	AN2	Mandatory	Transport document use: 22= Exports; 23= Imports; 24= In-Transit; 28= Transshipment
<Bol_type_code>	AN3	Mandatory	Transport document type code (e.g. '710' for Bill of Lading, '711' for Master Bill of Lading)
<Master_bol_ref_number>	AN17	Mandatory ²	Master bill of lading reference number for consolidated cargo
<Unique_carrier_reference>	AN35	Optional	Unique cargo reference code

SEGMENT: < Transport_information >			
TAG NAME	FORMAT	USE	DESCRIPTION
<Vessel_loading_code>	AN5	Mandatory	Place/Port where the consignment was loaded on to the current vessel (UN/LOCODE)
<Vessel_discharge_code>	AN5	Mandatory	Place/Port where the consignment will be unloaded from the current vessel (UN/LOCODE)

SEGMENT: < Transport_information > <Carrier>			
TAG NAME	FORMAT	USE	DESCRIPTION
<Carrier_code>	AN17	Mandatory	Carrier code assigned by Customs
<Carrier_name>	AN35	Optional	Carrier name
<Carrier_address>	AN140	Optional	Carrier address

² Mandatory when submitting bills of lading or AWB that belong to consolidated cargo during degroupage. If the bill of lading or AWB does not belong to consolidated cargo the tag is optional.

SEGMENT: <Transport_information> < Shipping_Agent>			
TAG NAME	FORMAT	USE	DESCRIPTION
<Shipping_Agent_code>	AN17	Mandatory	Shipping agent code assigned by Customs
<Shipping_Agent_name>	AN70	Optional	Shipping agent name

SEGMENT: < Load_unload_place >			
TAG NAME	FORMAT	USE	DESCRIPTION
<Place_of_loading_code>	AN5	Mandatory	Place/Port of initial loading code (UN/LOCODE)
<Place_of_unloading_code >	AN5	Mandatory	Place/Port of final destination code (UN/LOCODE)

SEGMENT: <Trader Segment> < Exporter >			
TAG NAME	FORMAT	USE	DESCRIPTION
<Exporter_code>	AN17	Optional	Exporter code
<Exporter_name>	AN70	Mandatory	Exporter/Supplier Name
<Exporter_address >	AN70	Mandatory	Exporter/Supplier Address

SEGMENT: <Trader Segment> < Notify >			
TAG NAME	FORMAT	USE	DESCRIPTION
<Notify_code>	AN17	Optional	Notify Code
<Notify_name>	AN70	Optional	Notify Name
<Notify_address>	AN140	Mandatory	Notify Address

SEGMENT: <Trader Segment> < Consignee >			
TAG NAME	FORMAT	USE	DESCRIPTION
<Consignee_code>	AN17	Optional ³	Consignee code
<Consignee_name>	AN70	Mandatory ⁴	Consignee name
<Consignee_address >	AN140	Mandatory ⁵	Consignee address

SEGMENT: < ctn_segment >			
TAG NAME	FORMAT	USE	DESCRIPTION
<Ctn_reference>	AN17	Mandatory	Container identification number. Four letters for container owner, six-digits container serial number and check digit (e.g. OTEU1223808). No spaces or other separators allowed.
<Number_of_packages >	INT	Mandatory	Number of packages for this container

³ The consignee code is optional only on House Bills of Lading/AWB. If the transport document is a Master Bill of Lading or Master Airway Bill, the Consignee code must contain the Consolidator's consignee code for them to degroup.

⁴ The consignee name and consignee address become mandatory if the consignee code is left empty.

⁵ The consignee name and consignee address become mandatory if the consignee code is left empty.

SEGMENT: < ctn_segment >			
TAG NAME	FORMAT	USE	DESCRIPTION
<Type_of_container >	AN4	Mandatory	Container size-type code (ISO6346:1995)
<Empty_Full >	AN3	Mandatory	Container flag: empty, full, etc. indicator
<Marks1>	AN10	Optional	Container 1st seal number
<Marks2>	AN10	Optional	Container 2nd seal number
<Marks3>	AN10	Optional	Container 3rd seal number
<Sealing_Party>	AN3	Optional	Sealing party (affixing seal) code
<Empty_weight>	N18	Optional	Empty weight of the container
<Goods_weight>	N18	Optional	Gross mass for goods in container
<Temp_min>	INT	Optional	Minimum temperature for reefer container (Celsius)
<Temp_max>	INT	Optional	Maximum temperature for reefer container (Celsius)
<Humidity>	INT	Optional	Humidity level for reefer container
<Dangerous_goods_code>	AN10	Optional	Dangerous goods code (UNDG)
< Ctn_volume>	N18	Mandatory	Volume of goods in container
<Disposition>	AN10	Optional	Cargo Disposition, CY, CFS or P. UNSTUFF
<Ctn_line_number>	AN10	Optional	Container Line Code
<Ctn_goods_description>	AN2000	Mandatory	Description of goods in container
<Ctn_hs_code>	N6	Optional	Harmonised system code. Only 6 digits will be validated

SEGMENT: < Vehicles_segment >			
TAG NAME	FORMAT	USE	DESCRIPTION
<Chassis_number>	AN30	Optional	Chassis number of vehicle
<Engine_number>	AN30	Optional	Engine number of vehicle
<Engine_capacity>	INT	Optional	Engine in cc
<Odometer_reading>	INT	Optional	Number of km covered
<Make_code>	AN20	Optional	Make of the vehicle - code
<Make_name>	AN40	Optional	Make of the vehicle
<Manufacturing_year>	INT	Optional	Year of Manufacture
<Color>	AN30	Optional	Color
<Condition>	AN20	Optional	Condition of the vehicle

SEGMENT: < Goods_segment>			
TAG NAME	FORMAT	USE	DESCRIPTION
<Number_of_packages>	N18	Mandatory	Total number of packages for this transport document
< Package_type_code >	AN17	Mandatory	Package type code (UNECE CEFAC Recommendation 21 Alpha-2 code)
< Gross_mass >	N18	Mandatory	Total gross mass (KG) for this transport document
< Shipping_marks >	AN2000	Mandatory	Shipping marks and numbers
< Goods_description >	AN2000	Mandatory	Goods description
<Place_of_origin>	AN50	Tag Removed	Place of origin of carriage. Waybill place of receipt

SEGMENT: < Goods_segment>			
TAG NAME	FORMAT	USE	DESCRIPTION
<Place_of_destination>	AN50	Tag Removed	Place of ultimate destination of goods. Waybill place of delivery
<Goods_hs_code>	N6	Tag Removed	Harmonize system code. Only 6 digits will be validated
<Volume_in_cubic_meters>	N18	Optional	Volume in cubic meters
< Num_of_ctn_for_this_bol >	INT	Mandatory	Number of containers in this transport document
< Num_of_vehicles_for_this_bol >	INT	Mandatory	Number of vehicles in this transport document
<Information>	AN70	Optional	Additional information

SEGMENT: <Goods_Segment> <Seals_segment>			
TAG NAME	FORMAT	USE	DESCRIPTION
<Number_of_seals>	N18	Mandatory	Number of seals
<Marks_of_seals>	AN20	Mandatory	Shipping marks and numbers
<Sealing_party_code>	AN3	Optional	Code for Sealing party

SEGMENT: < Split_segment > ** If required			
TAG NAME	FORMAT	USE	DESCRIPTION
<Number_of_packages>	N18	Mandatory	Number of packages for this splitting
< Package_type_code >	AN17	Mandatory	Package type code Recommendation 21 Alpha-2 code)
< Gross_mass >	N18	Mandatory	Gross mass (KG) for this splitting
< Shipping_marks >	AN70	Mandatory	Shipping marks and numbers
< Goods_description >	AN70	Mandatory	Goods description
<Container>			Sub-segment for container
<Reference>	AN17	Optional	Container identification number
<Unloaded>	BOOLEAN	Optional	Unload Container (true or false)

SEGMENT: <Value Segment> < Freight_segment > [DEPRECATED]			
TAG NAME	FORMAT	USE	DESCRIPTION
<PC_indicator>	AN3	Optional	Prepaid/Collect Freight indicator (PRE=Prepaid; COL=Collect)
<Freight_value>	N18	Optional	Freight instruction value
<Freight_currency>	AN3	Optional	Freight instruction currency code (ISO)

SEGMENT: <Value Segment> < Freight_Cost > [NEW]			
TAG NAME	FORMAT	USE	DESCRIPTION
<Mode_Indicator>	AN2	Optional	Freight mode indicator
<Code>	N6	Mandatory	Type of Freight Cost e.g. 100000
<Description>	AN250	Mandatory	Description of Type of Freight
<Payment_Method>	AN3	Optional	Prepaid/Collect Freight indicator (PRE=Prepaid; COL=Collect)
<Amount>	N18	Optional	Freight instruction value
<Currency>	AN3	Optional	Freight instruction currency code (ISO)

SEGMENT: <Value Segment> < Customs_segment >			
TAG NAME	FORMAT	USE	DESCRIPTION
<Customs_value>	N18	Optional	Customs value
<Customs_currency>	AN3	Optional	Customs currency code (ISO)

SEGMENT: <Value Segment> < Insurance_segment >			
TAG NAME	FORMAT	USE	DESCRIPTION
<Insurance_value>	N18	Optional	Insurance cost
<Insurance_currency>	AN3	Optional	Insurance cost currency code (ISO)

SEGMENT: <Value Segment> < Transport_segment >			
TAG NAME	FORMAT	USE	DESCRIPTION
<Transport_value>	N18	Optional	Overall freight cost
<Transport_currency>	AN3	Optional	Overall freight cost currency code (ISO)

SEGMENT: <Location>			
TAG NAME	FORMAT	USE	DESCRIPTION
<Location_code>	AN17	Optional	Location code of transit shed or storage area
<Location_info>	AN35	Optional	Location additional information

SEGMENT: < Authorize > ** If required			
TAG NAME	FORMAT	USE	DESCRIPTION
<Company_code>	AN17	Mandatory	Company code that is authorized to breakdown the master waybill or split the house waybill
<Declarant_code>	AN17	Mandatory	Declarant/Broker code that is authorized to split the house waybill

SPECIAL CONSIDERATIONS

1. In some cases, data may be unavailable when constructing the AWMDS message. If AW does not define that information as mandatory, the user can omit those tags.
2. It is very important to include correctly the identification data of the manifest when creating each transport document segment (Bol_segment).

COLOADER DATA STREAM

The structure of the XML message, named as the Asycuda World MANIFEST COLOADER Data Stream (Awmcds), consists of two data segments as shown in figure 3 :

- The Manifest Identification. <Manifest_identification>
- The Bol_segment <Bol_segment>

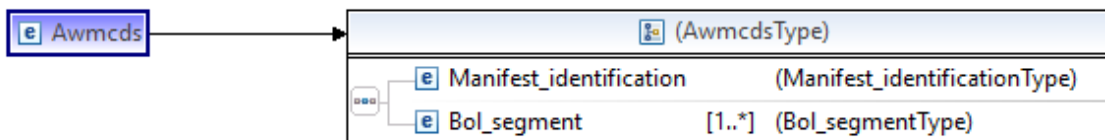


Figure 3 COLOADER MAIN SEGMENTS

The Manifest Identification is composed by the following sub segments (see [ANNEX](#)):

1. Customs office code <Customs_office_code> i.e. the customs destination office code e.g. GY404 that the vessel on which goods are being co-loaded on will be discharged.
2. Voyage Number <Voyage_number> i.e. the Voyage number of the vessel
3. Date of departure <Date_of_departure>. i.e. the date of departure of the vessel from origin port.
4. COLOADER code <Coloader_code> i.e. the code given by customs that uniquely identifies the carrier that wants to co-load. e.g. if there is a carrier called Guyana Revenue Authority CARRIER with the code GRAC , this code will be placed in this tag.

COLOADER DATA STREAM TAG DESCRIPTION

SEGMENT: < MANIFEST_IDENTIFCATION >			
TAG NAME	FORMAT	USE	DESCRIPTION
< Customs_office_code >	AN5	Mandatory	Customs office code where manifest will be submitted
<Voyage_number>	AN17	Mandatory	Voyage or flight number assigned by the carrier
<Date_of_departure>	DATE	Mandatory	Departure or sailing date
<Coloader_code>	AN17	Mandatory	Carrier code assigned by Customs

The structure of the <Bol_segment> is the same one that the segment <Bol_segment> of the manifest (see [ANNEX](#)) where in the transport segment the carrier code is mandatory.

The following attached files are part of this document:

- **Awmcds.xsd** → This is the schema file to validate COLOADER xml files (Awmcds element). It is also included in the ASYFCI module.

You can also have xml COLOADER files as examples. These files show different types of degroupage.

SPECIAL CONSIDERATIONS

1. In some cases, data may be unavailable when constructing the AWMS message. If AW does not define that information as mandatory, the user can omit those tags.
2. To perform the COLOADER XML UPLOAD, the manifest should be either stored or registered.
3. It is very important to include correctly the identification data of the manifest when creating each transport document segment (Bol_segment).
4. Using the COLOADER segment, a COLOADER can keep adding new bills if some bills are missed on the first upload. **NB: The system will reject any bill reference number, container reference or chassis number that was previously inputted.**

DEGROUPE DATA STREAM

The structure of the XML message, named as the Asycuda World Bill Of Lading Degroupage Stream (Awbolds), consists of two data segments as shown in figure 3:

- The Master Bill of Lading reference segment <Master_bol >
- Detailed data for each house transport document <Bol_segment>

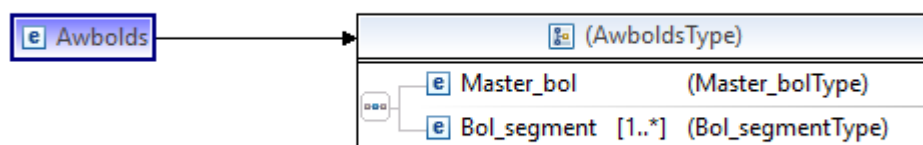


Figure 4 Main segments of AWBOLDS.XSD

Figure 5 expands both the **Master_bol** (Degroupage segment) and the **Bol_segment**.

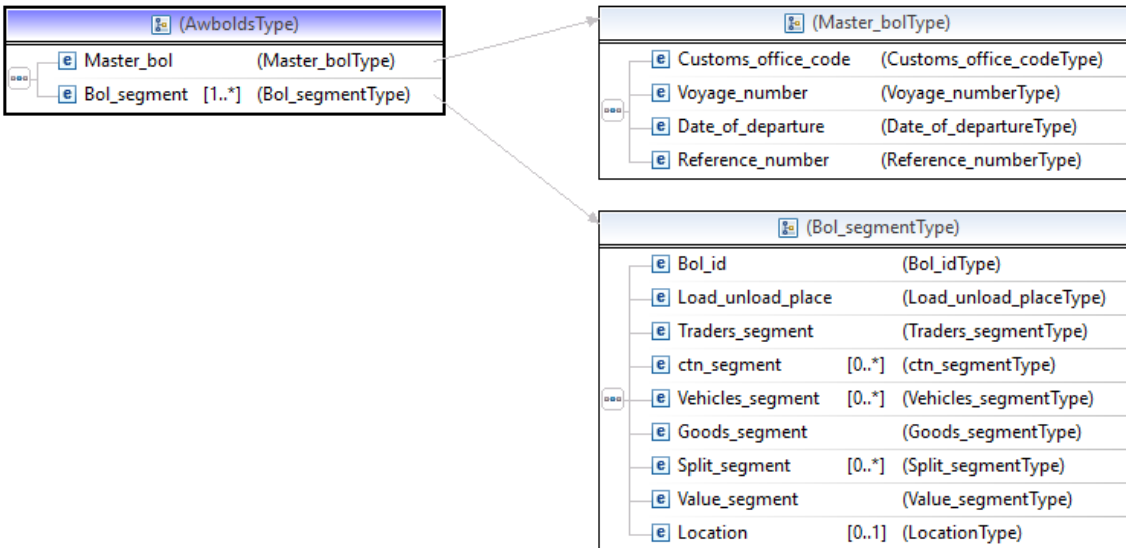


Figure 5

The structure of the <Bol_segment> is the same one that the segment <Bol_segment> of the manifest (see [ANNEX](#)).

The Awbolds message must have information about only one degroupage and will accept a large number of bills of lading.

The following attached files are part of this document:

- **Awbolds.xsd** → This is the schema file to validate degroupage xml files (Awbolds element). It is also included in the ASYFCI module.

You can also have xml degroupage files as examples. These files show different types of degroupage.

DEGROUPE DATA STREAM TAG DESCRIPTION

The table in this section provide information about each tag required for the <Master_bol> segment, including the format, their use (optional or mandatory), and tag name.

SEGMENT: < Master_bol >			
TAG NAME	FORMAT	USE	DESCRIPTION
< Customs_office_code >	AN5	Mandatory	Customs office code where manifest will be submitted
<Voyage_number>	AN17	Mandatory	Voyage or flight number assigned by the carrier
<Date_of_departure>	DATE	Mandatory	Departure or sailing date

<Reference_number>	AN17	Mandatory	Master transport document reference number
--------------------	------	-----------	--

SPECIAL CONSIDERATIONS

1. In some cases, data may be unavailable when constructing the AWBOLDS message. If AW does not define that information as mandatory, the user can omit those tags.
2. To perform the degroupage, the manifest should be either stored or registered.
3. The degroupage can be done in one or multiple xml files (<Master_bol> segment should be the same for all xml files).
4. The Awbolds message should have information about only one Master document.
5. The **ANNEX** does not display all tags described in detail in this document.

ANNEX

1. [Awmds – Expanded General Segment](#)
2. [Awmds – Expanded Bol Segment](#)
3. [Freight Cost Expanded Segment](#)
4. [Reference Tables](#)
5. [Full Cargo \(Awmds.xsd\) Schema](#)
6. [Coloader \(Awmcxs.xsd\) Schema](#)
7. [Degroupage \(Awbolds.xsd\) Schema](#)
8. [Full Cargo \(Awmds.xsd\) Sample XML 1 – No Vehicles No Containers](#)
9. [Full Cargo \(Awmds.xsd\) Sample XML 2 – Vehicles No Containers](#)
10. [Full Cargo \(Awmds.xsd\) Sample XML 3 – No Vehicles but with Containers](#)
11. [Full Cargo \(Awmds.xsd\) Sample XML 4 – Vehicles and Containers](#)
12. [Coloader \(Awmcxs.xsd\) Sample XML](#)
13. [Degroupage \(Awbolds.xsd\) Sample XML](#)